

codeREADr™

Track & Monitor Attendance

Smartphone and Tablet App

Capture, Collect, Track and Validate

My Account > Services

Services

[Create a Service](#)[Need help creating a Service?](#)Order By: [Creation Date](#) [Name](#) [Last Scan](#)Show: [Paginated](#) [All](#)

Showing 1 - 11 of all 11 services.



Check-in Offline

[View Scans](#)[Edit](#)[Duplicate](#)[Delete](#)

Validate Scans On-Device

Scans will be validated offline on the database "Attendance", which will be downloaded to each device before users are allowed to scan. Users can upload scans later at their discretion. Download new database prompt will automatically appear after scans are uploaded. A duplicate barcode will scan as valid.



Jan 9, 2014 11:23 AM



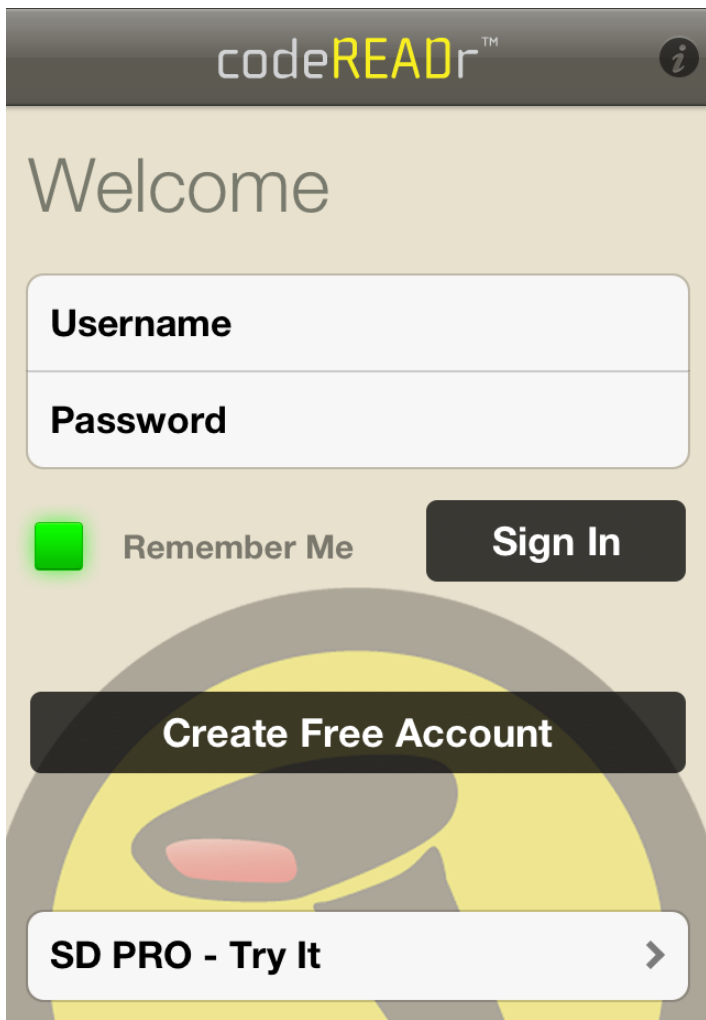
ABC-123



Attendance

codeREADr.com

- Add events
- Upload IDs
- Authorize app users
- View and export reports
- Scan to our servers or to yours
- Full set of [APIs](#)



App Screenshots

Authorize app users to sign into the codeREADr app.

Sign Out

codeREADr™

Choose a Service

Services inform you and define the way scan data is collected, processed and stored.



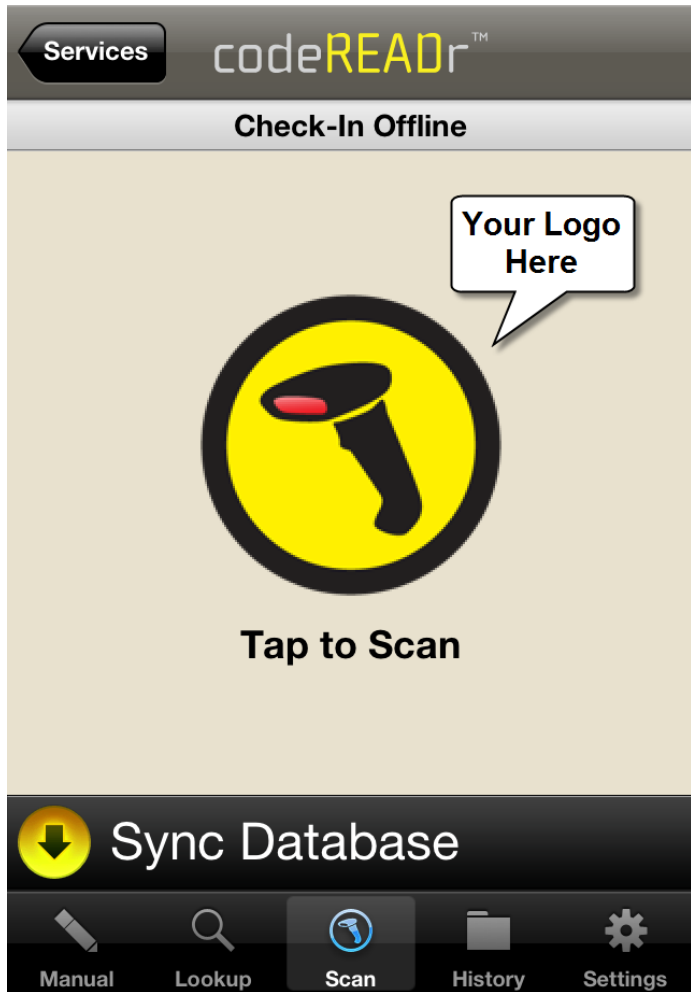
Check-In Offline



Check-In Online

App Screenshots

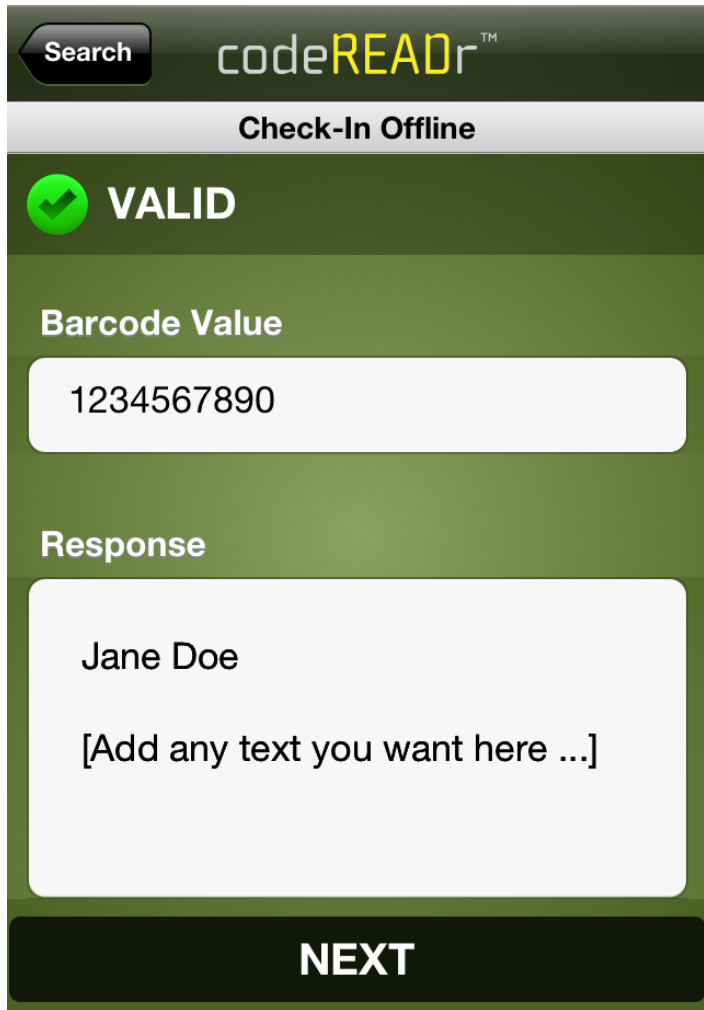
Choose which services an app user can view and select after signing in.



App Screenshots

Capture IDs by ...

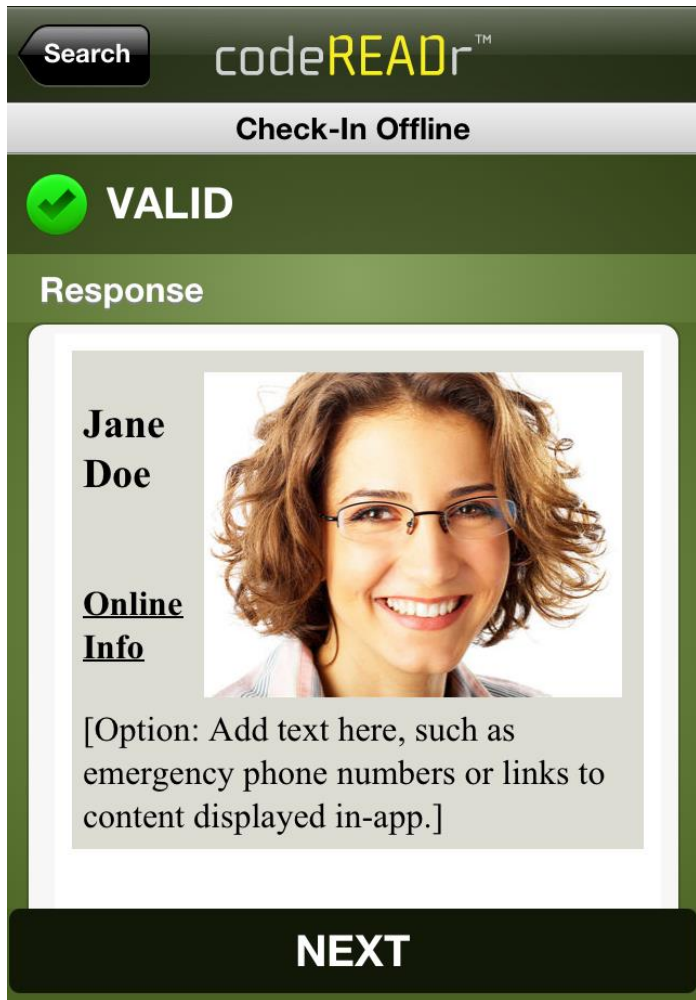
- Scanning barcodes
- Reading NFC
- MagStripe swipe
- Manual entry
- Lookup name or ID using text or voice search



App Screenshots

ID is validated against an online or offline database.

This is the TEXT view of a VALID scan and any info associated to this ID.



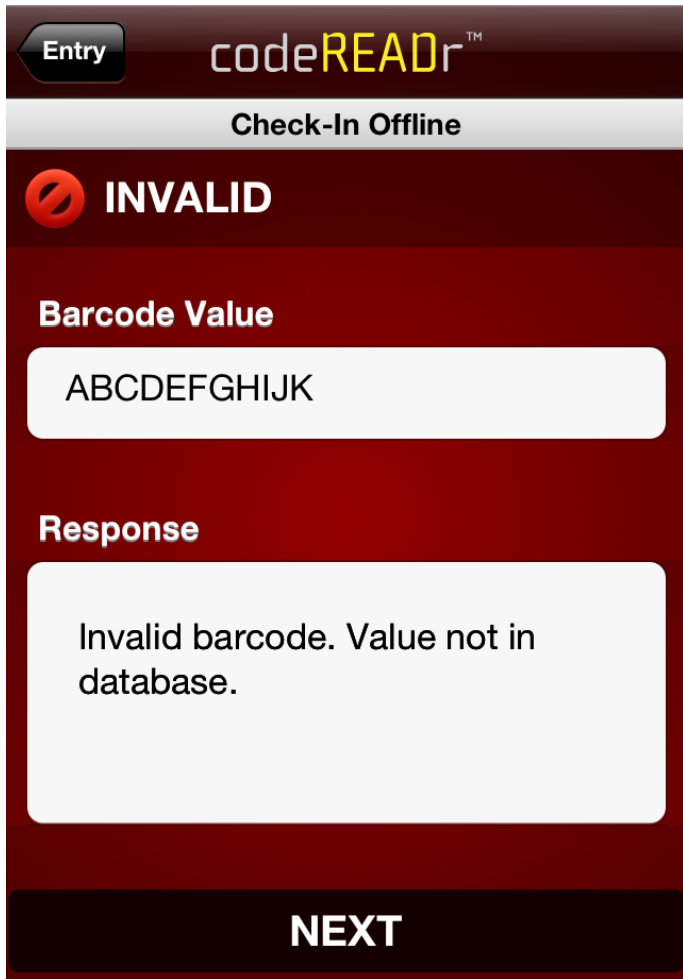
App Screenshots

This is the optional IMAGE view of a VALID scan and any info associated to this ID.

The screenshot shows the codeREADr app interface. At the top, there is a search bar and the codeREADr logo. Below that, it says 'Check-In Offline'. A green checkmark icon is followed by the word 'VALID'. Underneath, there is a 'Status' section with three options: 'Check-In' (selected with a blue checkmark), 'Check-Out', and 'Other'. Below the status section is a 'Comments:' field with the text 'Need to contact later about'. At the bottom, there is a large black button with the text 'SUBMIT ANSWERS'.

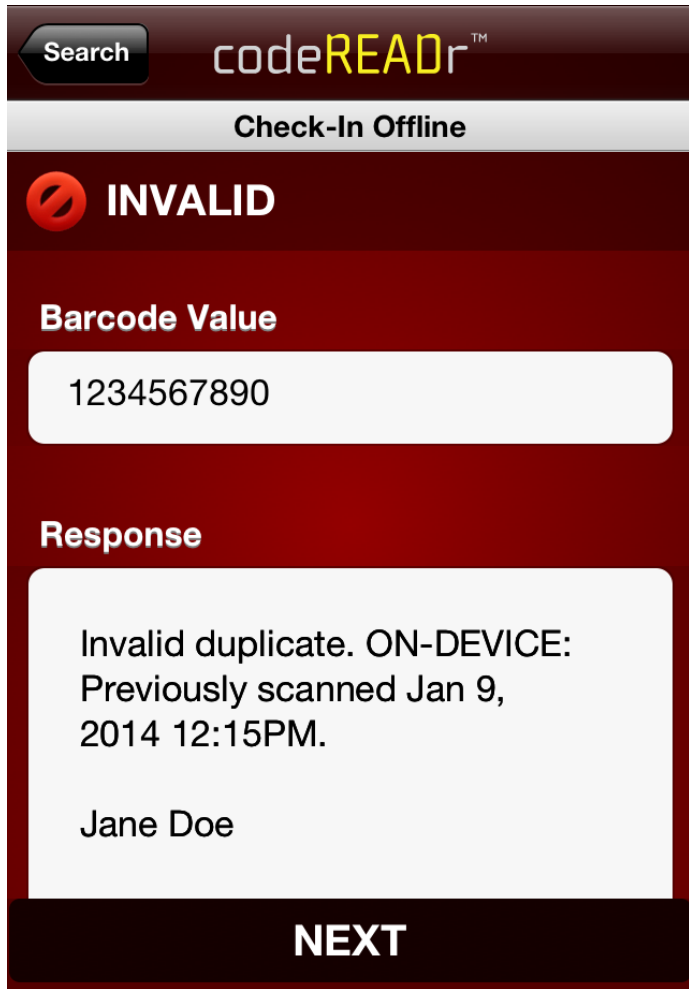
App Screenshots

This is the optional Data Collection view where the app user can use text, voice, multiple choice, barcodes scans and image capture to add associated data to this scan record.



App Screenshots

This is the TEXT view of an INVALID scan – this ID is not in the database.



App Screenshots

This is the TEXT view of an INVALID DUPLICATE scan – this ID has already been scanned for this service.

Special Features for Check-In and Attendance

- Validate IDs in real-time
- Validate IDs without Internet Access
- [SD PRO](#) scan engine for ultra-fast scanning
- Auto-Next touch free scanning
- Pattern + RegEx validation
- Custom Web functionality
- Cloud-hosted database (or host your own)
- Broad range of data collection options

code**READ**r™

<https://www.codereadr.com>

1-617-279-0040 x1